


Performance Management Utilization in Program Delivery

By Eric Schroeter P.E.
Assistant State Design Engineer MoDOT

MoDOT Tracker

◆ 18 Tangible Results

◆ 118 Measures



Performance Management Cycle



Department Direction and Guidance

- 85 % of Major Routes in Good Condition
- Improve Condition of Minor Routes
- Hold Our Own on Bridges

STIP Development and Project Selection

Districts Develop Bridge & Pavement Plans

Identified Project Scope and Budgets

Impact of Projects on Conditions Analyzed

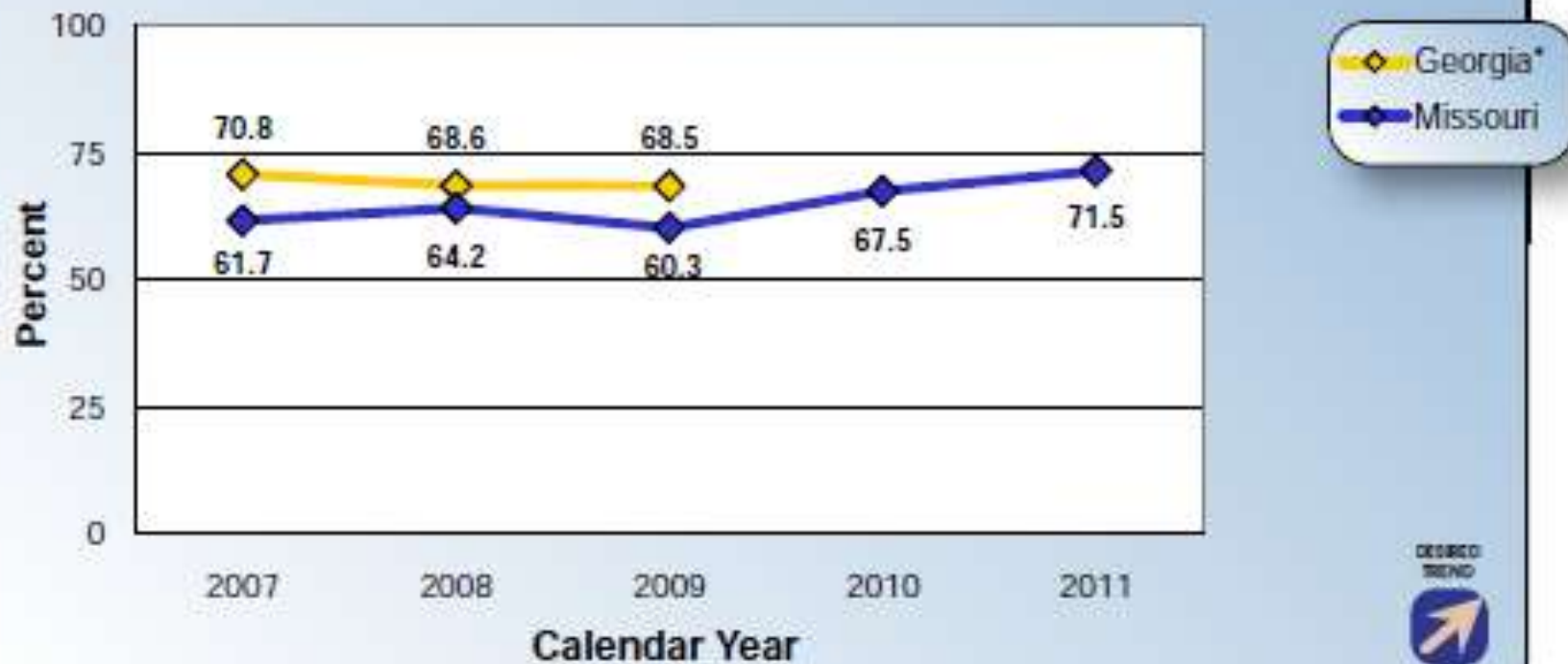
Quality Assurance & Statewide Coordination

Percent of Major Highways in Good Condition



* Source data for Georgia is "Highway Statistics" published by FHWA. Data for 2010 is not available at the time of publication. Georgia data is based only on pavement smoothness (IRI) submitted as part of the Highway Performance Monitoring System.

Percent of Minor Highways in Good Condition



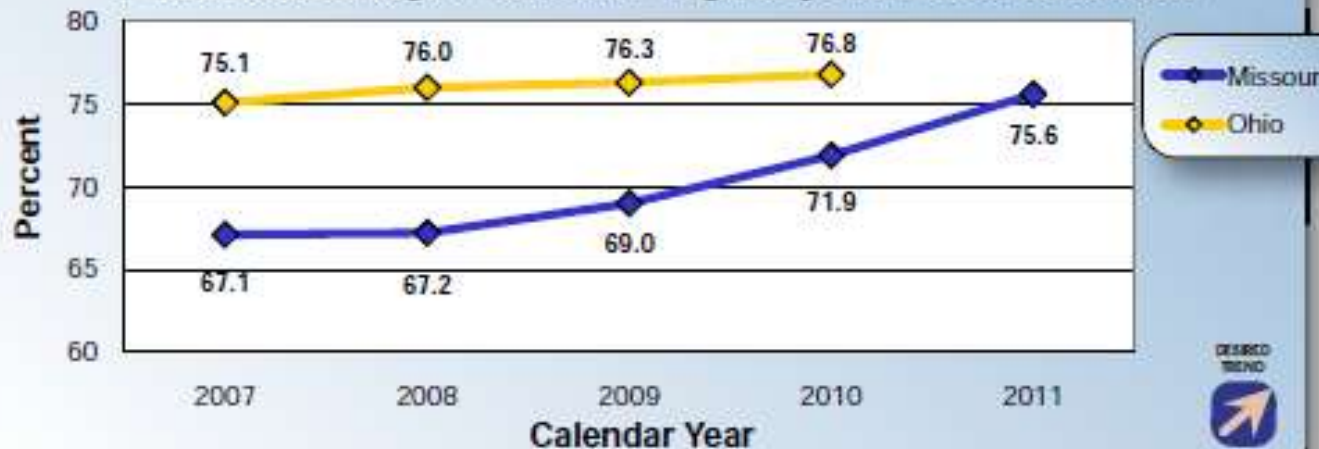
* Source data for Georgia is "Highway Statistics" published by the Federal Highway Administration. Georgia data for 2010 was not available at time of publication. Data is based on a combination of pavement smoothness - IRI or PSR - as submitted as part of the Highway Performance Monitoring System.

Percent of Bridges on Major Highways in Good Condition



* Source for Ohio, Corresponding NBI data files for each year from FHWA website, once available.

Percent of Bridges on Minor Highways in Good Condition



* Source for Ohio, Corresponding NBI data files for each year from FHWA website, once available.

Goals

Targets

Trends

Benchmarks

Aspirations

More than Condition Measures

Uninterrupted Traffic Flow 6

Smooth And Unrestricted Roads

And Bridges 7

Safe Transportation System 7

Roadway Visibility

2

Fast Projects that are

Great Value

6


Total of 28 Measures

Accountability

Statewide Tracker

Division Tracker

District Tracker



Link to Employee Expectations

What Gets Measured

Gets Done